


RSL Millworks Molding Profiles Available

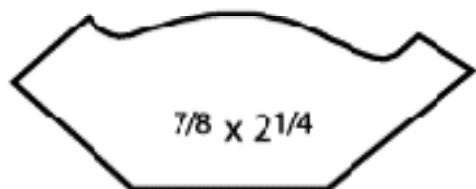
www.rslmillworks.com Copyright 2009 RSL Millworks

(570) 539-8666



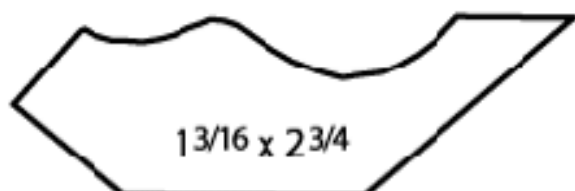
$13/16 \times 25/8$

CROWN RSL #1



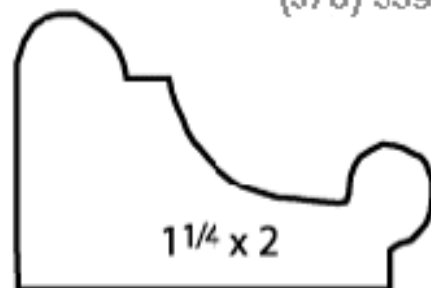
$7/8 \times 21/4$

CROWN RSL #2



$13/16 \times 23/4$

CROWN RSL #3



$11/4 \times 2$

RSL TRIM #3



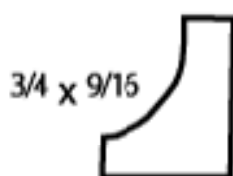
$3/4 \times 13/4$

RSL TRIM #4



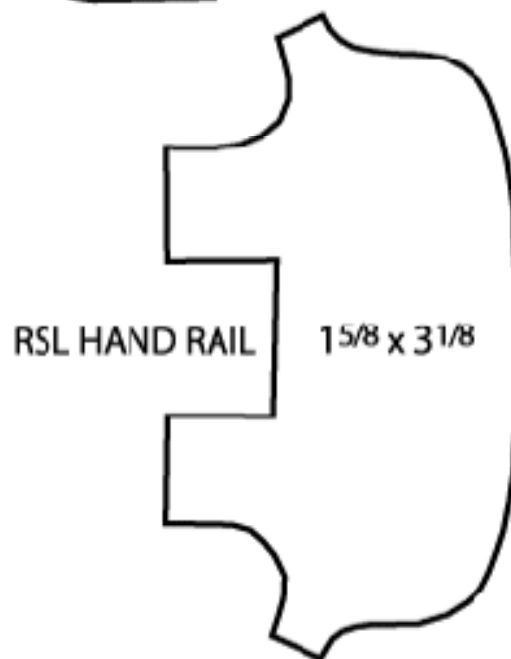
$3/4 \times 11/4$

RSL TRIM #1



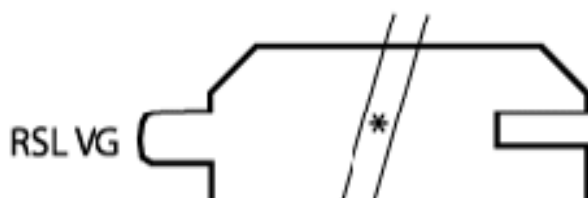
$3/4 \times 9/15$

RSL TRIM #2



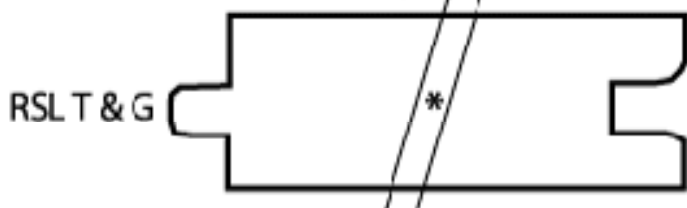
RSL HAND RAIL

$15/8 \times 31/8$



RSL VG

* $3/4$ random or special width



RSL T & G

* $3/4$ random or special width

* standard random 3" - 4" - 5"

ADDITIONAL CUSTOM PROFILES ARE AVAILABLE UPON REQUEST